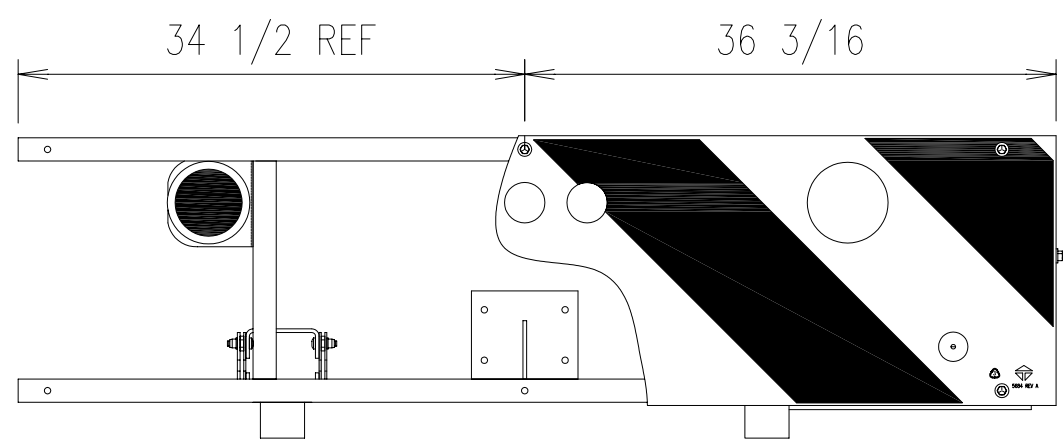
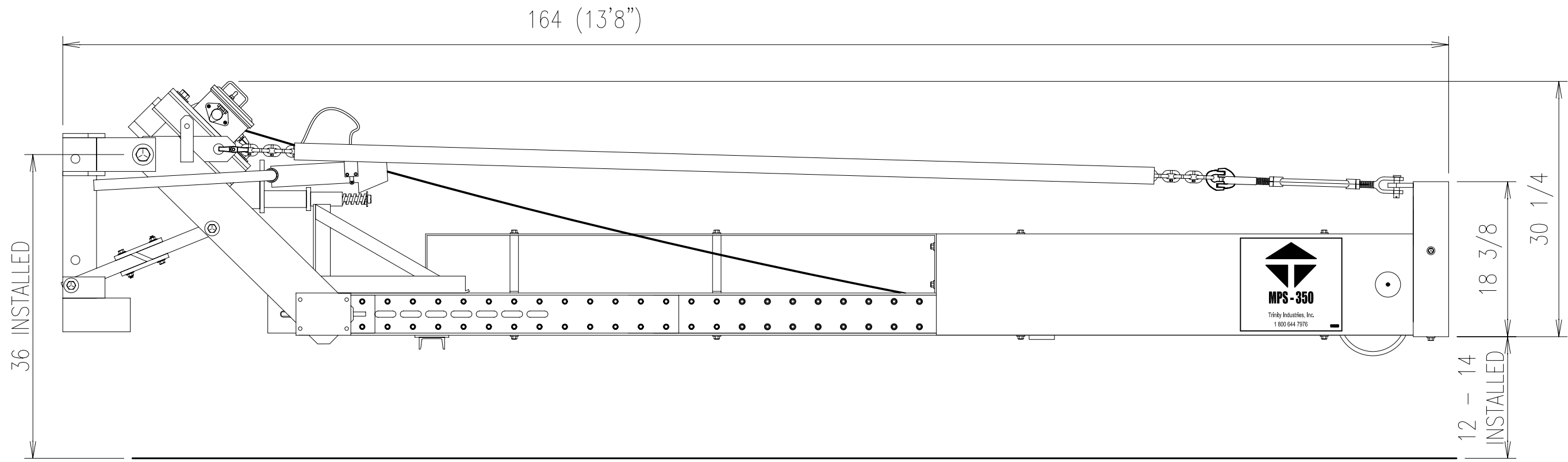


BILL OF MATERIAL			
ITEM	PART NO.	QTY	DESCRIPTION
1	-	-	SEE SHT. 2 FOR BILL OF MATERIAL



END VIEW SHOWN OUT OF POSITION

CONFIDENTIAL AND PROPRIETARY.
REPRODUCTION OF THIS DRAWINGS
ARE FOR INTERNAL DISTRIBUTION ONLY

APPROX. SHPG. WEIGHT: 1600 LBS

TOLERANCES	UNLESS OTHERWISE SPECIFIED ON THIS DRAWING THE FOLLOWING TOLERANCES SHALL APPLY. SEE TRINITY STANDARDS FOR ADDITIONAL TOLERANCES. FRACTIONS MACHINED $\pm 1/64"$ (.016")		
	ALL OTHERS: (1" to 2") $\pm 1/16"$, (2' to 10') $\pm 1/8"$, (10' to 20') $\pm 1/4"$, (OVER 20') $\pm 1/2"$		
	DECIMALS	3 PLACE $\pm .005$	2 PLACE $\pm .03$ 1 PLACE $\pm .1$
	ANGLES	MACHINED $\pm 1/2$ DEG. ALL OTHERS ± 1 DEG.	

NLA: -	APPD: JRA	APPD DATE: 8-28-02
--------	-----------	--------------------

MATERIAL: SEE SHT. 2	FINISH:
----------------------	---------

 **TRINITY INDUSTRIES, INC.**
HIGHWAY SAFETY PRODUCTS
2525 STEMMONS FREEWAY, DALLAS, TX 75207

This drawing and the information shown thereon is the sole property of TRINITY INDUSTRIES, INC. Neither the drawing nor such information is to be used for any purpose other than that for which it was specifically furnished by TRINITY INDUSTRIES, INC., nor is any reproduction authorized without written permission.

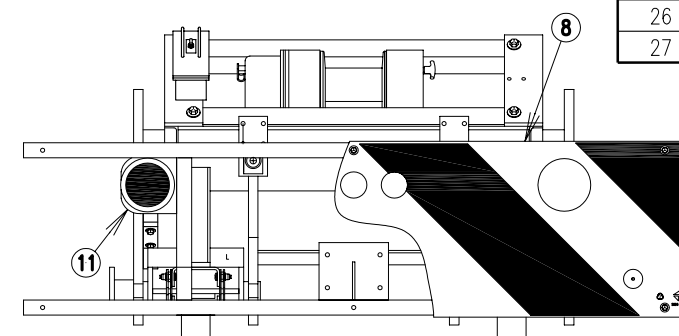
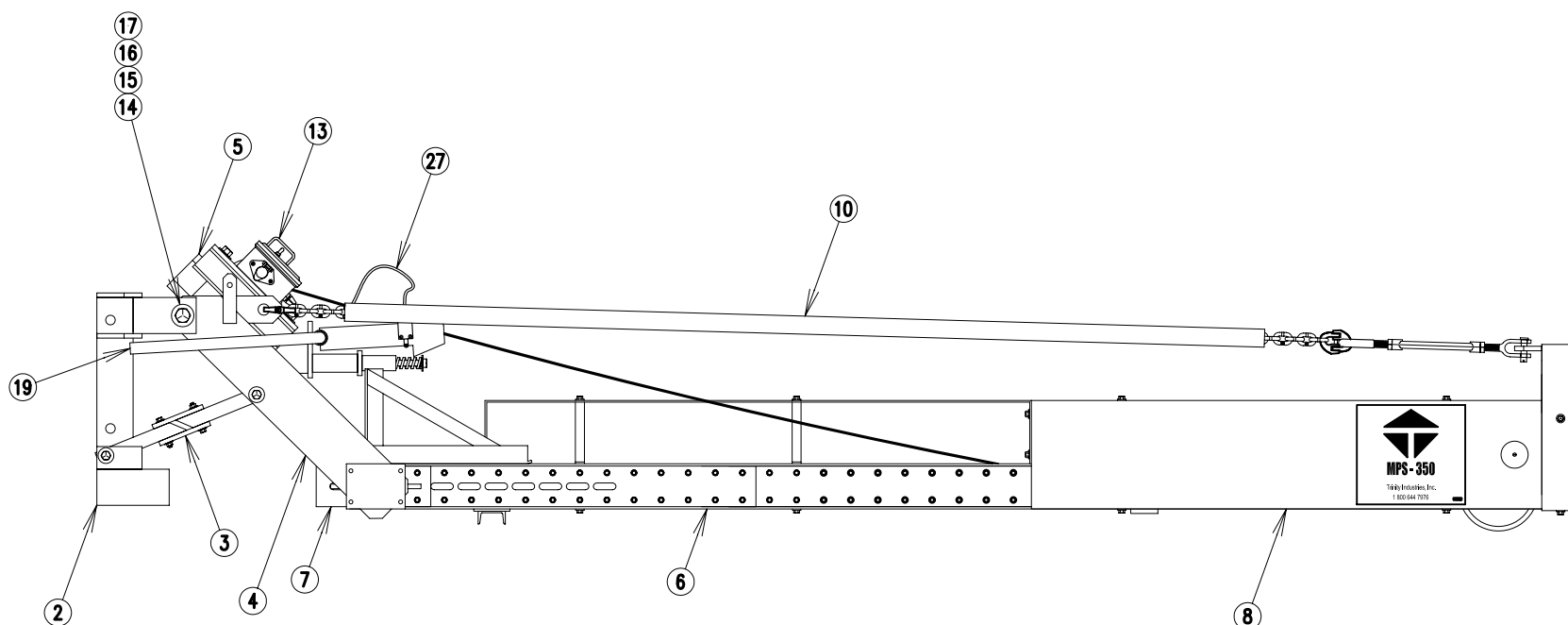
TRUCK MOUNTED ATTENUATOR SIDE AND END VIEWS

REVISIONS				
No.	REMARKS	DATE	BY	CHK.
B	REDRAWN ON STANDARD TITLE BLOCK	11/17/03	SAR	

DRAWN: BJ	CHKD: JRA	SCALE: N.T.S.	DATE: 8-28-02
DRAWING NO: 959B/SS-299 E1 of 2			REV. B

BILL OF MATERIAL

ITEM	PART NO.	QTY	DESCRIPTION
1	7417B	4	MOUNTING CHANNEL
2	962B	1	BUMPER WELDMENT
3	33778B	1	SHEAR BAR INSTALLATION
4	961B	1	BRACKET ASSEMBLY AND WELDMENT
5	7484B	1	WINCH ASSEMBLY
6	960B	1	FRAME ASSEMBLY
7	7409B	2	RETAINER STRAP
8	7487B	1	PLASTIC KIT
9	5678B	3	JACK ASSEMBLY
10	7480B	2	CHAIN ASSEMBLY
11	7481B	1	LIGHT KIT
12	7412B	1	RIP PLATE REPAIR KIT
13	7555B	1	ELECTRIC CONTROL BOX ASSEMBLY
14	3120G	2	BOLT, HEXHEAD, 1" x 5" LONG, GRADE 5 PLATED
15	3990G	2	WASHER, FLAT, 1", PLATED
16	3103G	2	WASHER, LOCK, 1", PLATED
17	3992G	2	NUT, HEXHEAD, 1", PLATED
18	3085G	2	LYNCH PIN, 1/2" x 3" LONG
19	33779B	1	LATCH BAR INSTALLATION
20	3257G	12	NUT, WHIZ, 3/8"
21	3217G	12	BOLT, HEXHEAD, 3/8" x 1" LONG, GRADE 5 PLATED
22	7504B	1	DECAL INSTALLATION
23	6517B	1	BOX, SHIP LOOSE PARTS
24	6518B	1	LINER, SHIP LOSSE PARTS BOX
25	6529B	2	PAINT, SAFETY YELLOW
26	33875B	1	SHIP LOOSE PARTS LIST
27	7485B	1	LIMIT SWITCH INSTALLATION



NOTES:

- WINCH STRAP IS NOT SHOWN IN END VIEW FOR CLARITY.
- ITEM 1 IS NOT SHOWN. THIS PART IS IN SHIP LOOSE PACKAGE.
- ITEM 9 IS NOT SHOWN FOR CLARITY. ITEMS 20 AND 21 MOUNT THE JACK ASSEMBLY.
- REPAIR RIP PLATES (ITEM 12) ARE IN SHIP LOOSE KIT.
- MARK SERIAL NUMBER ON TAG ON THE BUMPER PRIOR TO SHIPMENT. RECORD ON ALL PAPERWORK.
- ITEMS 22, 23, 24, 25, AND 26 ARE NOT SHOWN.

CONFIDENTIAL AND PROPRIETARY.
REPRODUCTION OF THIS DRAWINGS
ARE FOR INTERNAL DISTRIBUTION ONLY

APPROX. SHPG. WEIGHT: 1600 LBS

REVISIONS

No.	REMARKS	DATE	BY	CHK.
B	REDRAWN ON STANDARD TITLE BOLCK	11/17/03	SAR	

TOLERANCES
UNLESS OTHERWISE SPECIFIED ON THIS DRAWING THE FOLLOWING TOLERANCES SHALL APPLY.
SEE TRINITY STANDARDS FOR ADDITIONAL TOLERANCES. FRACTIONS MACHINED ±1/64" (.016")
ALL OTHERS: (1" to 2")±1/16", (2' to 10')±1/8", (10' to 20')±1/4", (OVER 20')±1/2"
DECIMALS 3 PLACE ±.005 2 PLACE ±.03 1 PLACE ±.1
ANGLES MACHINED ±1/2 DEG. ALL OTHERS ±1 DEG.

NLA: T11 APPD: JRA APPD DATE: 4-8-03

MATERIAL: FINISH:

 **TRINITY INDUSTRIES, INC.**
HIGHWAY SAFETY PRODUCTS
2525 STEMMONS FREEWAY, DALLAS, TX 75207

This drawing and the information shown thereon is the sole property of TRINITY INDUSTRIES, INC. Neither the drawing nor such information is to be used for any purpose other than that for which it was specifically furnished by TRINITY INDUSTRIES, INC., nor is any reproduction authorized without written permission.

**MPS 350 CRASH ATTENUATOR
UNIT GENERAL ASSEMBLY**

DRAWN: BJ CHKD: BJ SCALE: N.T.S. DATE: 2-22-03
DRAWING NO: **959B/SS-298 E2 of 2** REV. B